

Scaled data based on original data using
LM-79-08 Approved Method: Electrical and Photometric Measurements of Solid-
State Lighting Products

Test Report Prepared for
Cooper Lighting Solutions
(formerly Eaton)

Brand: INVUE

Report Number: P140910

Luminaire Tested: **ECM-E02-LED-E1-SL2**

Issue Date: 03/03/2020

Test Information

Test Method: LM-79-08
Report Number: P140910
REPORT IS SCALED FROM IESNA LM-79-08 TEST DATA (P33690)
Test Lab: INNOVATION CENTER-P3
Issue Date: 03/03/2020
Manufacturer: COOPER LIGHTING SOLUTIONS (FORMERLY EATON)
Product Line: INVUE
Catalog Number: ECM-E02-LED-E1-SL2
Description: EPIC CLASSICAL MEDIUM DECORATIVE LED LUMINAIRE
(2) LIGHTBARS WITH AccuLED OPTICS - TYPE 2 W/ SPILL LIGHT CONTROL
Light Source: (42) 4000K CCT, 70 CRI LEDs
Ballast/Driver: -

Summary

Lumens per Lamp: N/A
Luminaire Lumens: 5755.8 lumens
Efficiency: N/A
Efficacy: 110.5 lumens/watt
Luminous Opening: Rectangular (W 0.33' x L: 1' x H: 0')
IES Classification: Type II - Short - Non-Cutoff
BUG Rating: B1 - U0 - G2

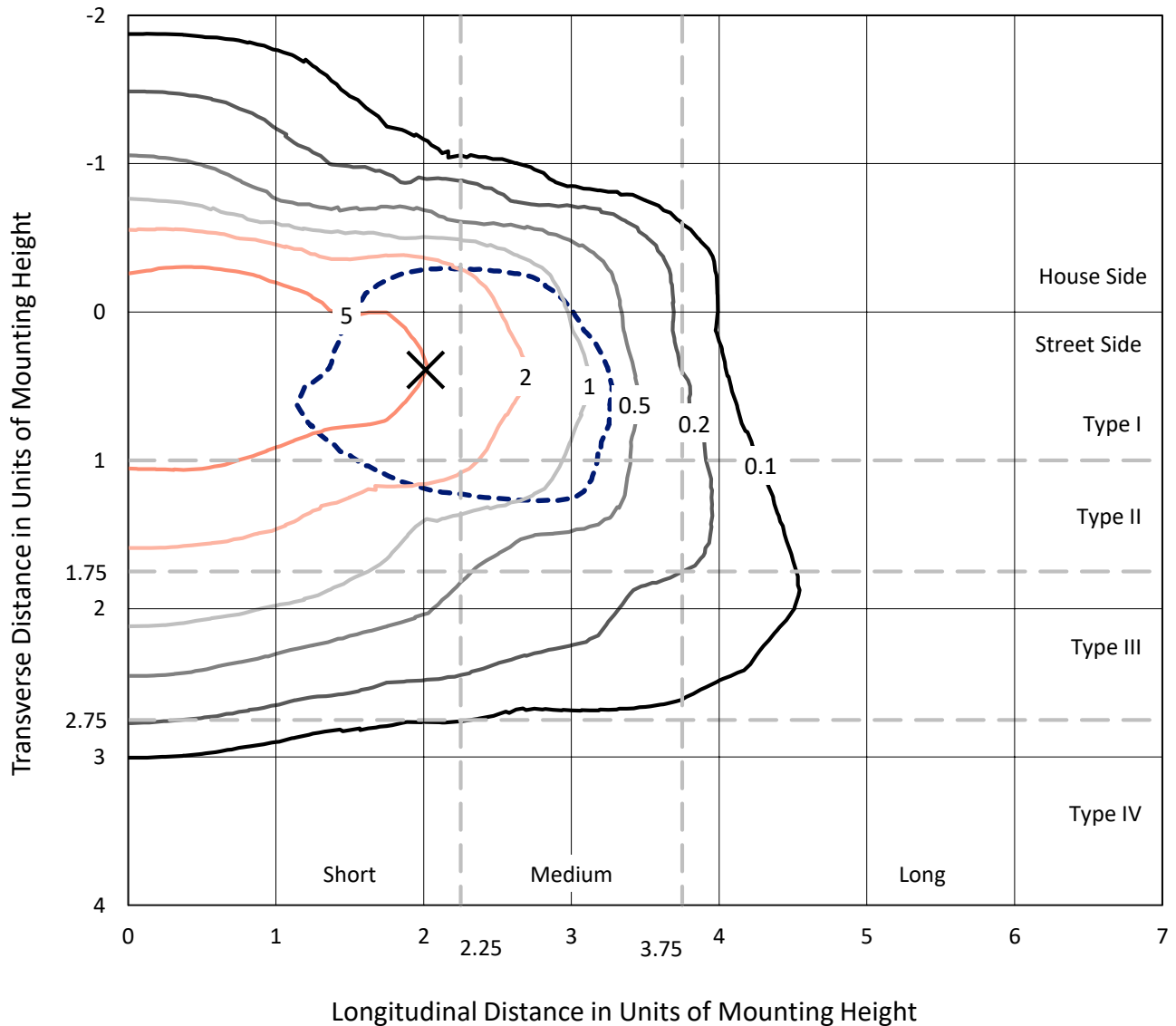
Input Watts (W): 52.1
Input Voltage (V): NR
Input Current (Ain): NR
Voltage Rise (V): NR
Power Factor: NR
Total Harmonic Distortion (THDi): NR
Frequency (hertz): 60
Stabilization Time: NR
Operation Time: NR
Ambient Temperature (°C): NR
Test Distance: 25 FT



REPORT NUMBER: P140910
 CATALOG NUMBER: ECM-E02-LED-E1-SL2

Iso-Footcandle Lines of Horizontal Illumination

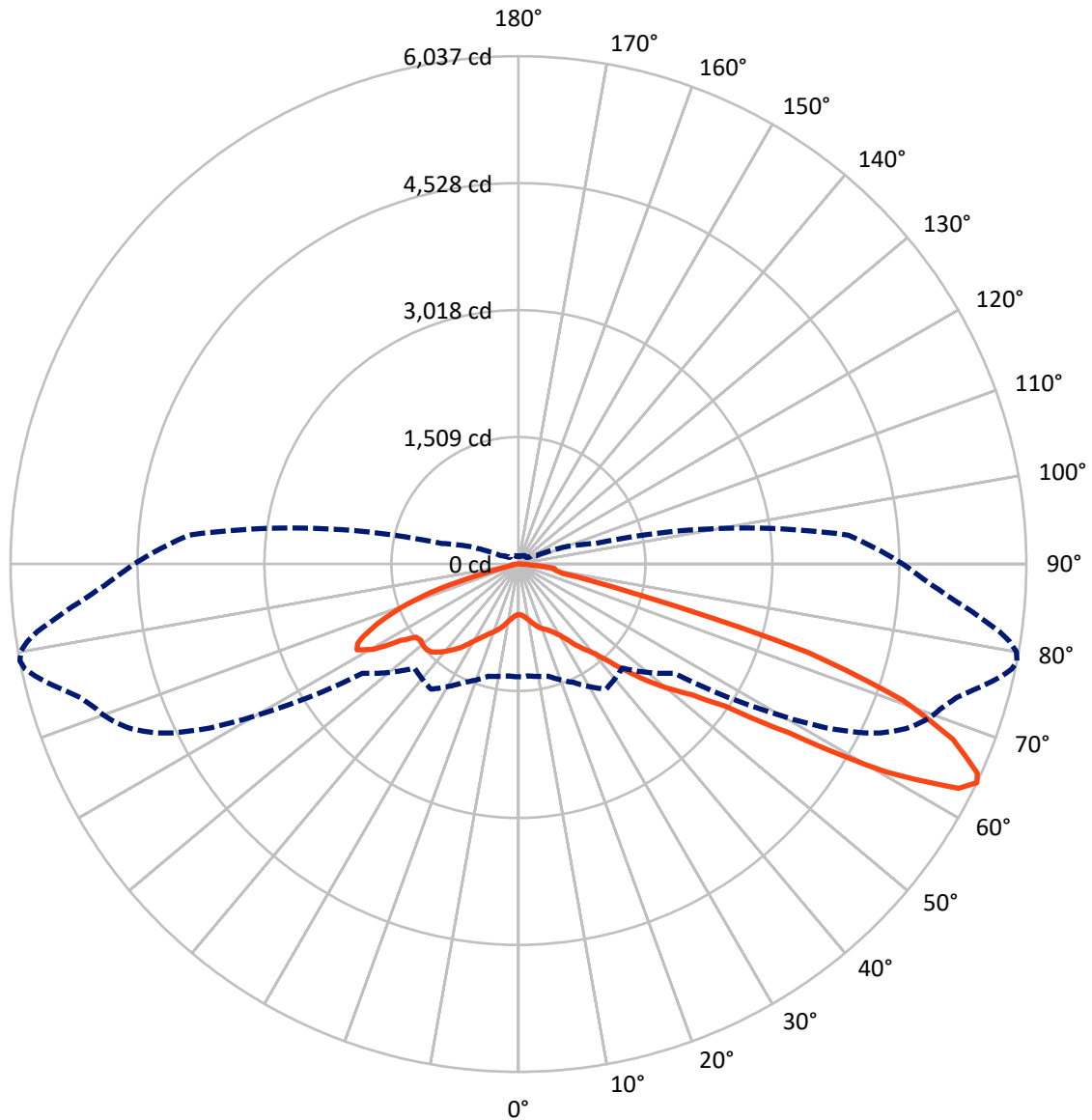
✕ Max cd
 - - - 1/2 Max cd



Based on 10 foot mounting height. Maximum calculated value = 8 fc
 Type II - Short - Non-Cutoff

REPORT NUMBER: P140910
CATALOG NUMBER: ECM-E02-LED-E1-SL2

Luminous Intensity Polar Plot



— Vertical Plane Through 79-Deg Lateral - - - Horizontal Cone Through 64-Deg Vertical

REPORT NUMBER: P140910

CATALOG NUMBER: ECM-E02-LED-E1-SL2

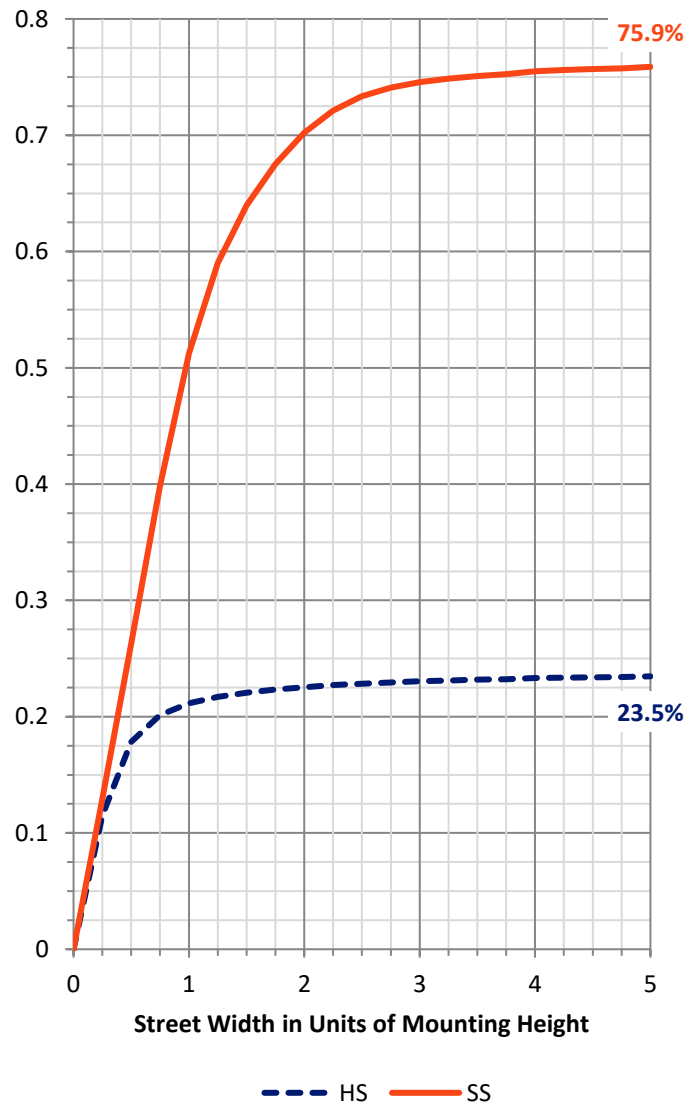
FLUX DISTRIBUTION:

		Downward	Upward	Total
House Side	Lumens	1372.0	0.0	1372.0
	% Fixture	23.8	0.0	23.8
Street Side	Lumens	4383.8	0.0	4383.8
	% Fixture	76.2	0.0	76.2
Total	Lumens	5755.8	0.0	5755.8
	% Fixture	100.0	0.0	100.0

Coefficient of Utilization

ZONAL LUMENS:

Zone	Lumens	% Fixture
0°-10°	59.6	1.0
10°-20°	193.4	3.4
20°-30°	331.9	5.8
30°-40°	554.8	9.6
40°-50°	950.4	16.5
50°-60°	1282.1	22.3
60°-70°	1621.7	28.2
70°-80°	647.1	11.2
80°-90°	114.8	2.0
90°-100°	0.0	0.0
100°-110°	0.0	0.0
110°-120°	0.0	0.0
120°-130°	0.0	0.0
130°-140°	0.0	0.0
140°-150°	0.0	0.0
150°-160°	0.0	0.0
160°-170°	0.0	0.0
170°-180°	0.0	0.0
0°-90°	5755.8	100.0
0°-180°	5755.8	100.0



REPORT NUMBER: P140910

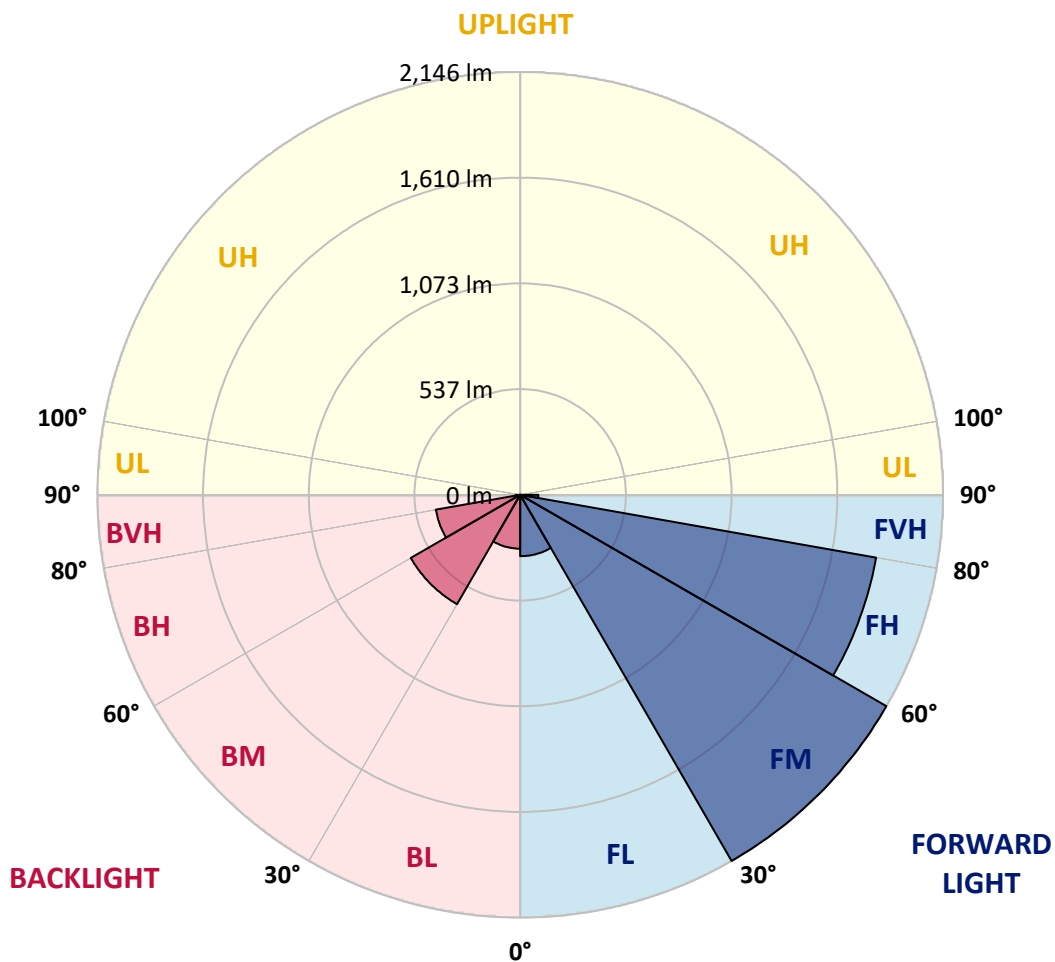
CATALOG NUMBER: ECM-E02-LED-E1-SL2

LUMINAIRE CLASSIFICATION SYSTEM LUMEN TABLE AND BUG RATING:

Zone		Lumens	% Fixture	Zone Rating/Lumen Limit		
				B	U	G
FL	(0°-30°)	311.5	5.4			
FM	(30°-60°)	2146.1	37.3			
FH	(60°-80°)	1834.3	31.9			G2/5000
FVH	(80°-90°)	91.9	1.6			G1/100
BL	(0°-30°)	273.4	4.7	B1/500		
BM	(30°-60°)	641.1	11.1	B1/1000		
BH	(60°-80°)	434.6	7.6	B1/500		G1/500
BVH	(80°-90°)	22.9	0.4			G1/100
UL	(90°-100°)	0.0	0.0		U0/0	
UH	(100°-180°)	0.0	0.0		U0/0	

BUG Rating: B1-U0-G2

Type II Short





REPORT NUMBER: P140910

CATALOG NUMBER: ECM-E02-LED-E1-SL2

CANDELA DISTRIBUTION (FULL):

	0°	5°	15°	25°	35°	45°	55°	60°	61°	62°	64°
0°	602.0	602.0	602.0	602.0	602.0	602.0	602.0	602.0	602.0	602.0	602.0
2.5°	599.3	600.0	599.3	601.3	602.7	604.7	604.7	604.7	604.7	604.7	604.7
5°	598.7	599.3	598.7	602.0	605.3	609.3	613.3	614.7	614.7	615.3	616.0
7.5°	604.7	605.3	604.7	608.7	613.3	620.0	627.3	631.3	632.0	632.7	634.0
10°	623.3	622.0	619.3	623.3	628.0	638.0	646.7	653.3	655.3	656.0	658.7
12.5°	648.0	647.3	642.7	640.7	643.3	654.7	670.7	680.0	682.0	682.7	685.3
15°	666.7	664.7	660.7	658.0	662.7	674.7	696.0	708.0	712.0	712.7	717.3
17.5°	678.7	677.3	670.7	668.7	676.0	694.7	721.3	736.0	738.7	740.7	746.0
20°	698.7	694.7	684.7	676.0	682.0	710.7	742.0	757.3	761.3	763.3	768.0
22.5°	725.3	722.0	710.0	688.0	688.0	720.0	760.7	778.0	781.3	785.3	790.7
25°	771.3	768.7	745.3	708.0	698.7	729.3	778.0	801.3	804.7	809.3	817.3
27.5°	818.7	815.3	789.3	739.3	717.3	746.7	803.3	831.3	836.0	841.3	850.7
30°	879.3	873.3	847.3	789.3	754.0	774.7	843.3	878.7	884.0	890.7	903.3
32.5°	1015.3	1018.0	970.7	909.3	847.3	838.7	905.3	948.7	956.7	965.3	982.7
35°	1236.7	1226.0	1208.7	1146.0	1077.3	1009.3	1026.0	1072.7	1081.3	1084.0	1091.3
37.5°	1378.0	1384.0	1398.0	1398.0	1346.7	1318.0	1270.7	1248.0	1250.0	1252.7	1246.7
40°	1456.7	1469.3	1517.3	1582.0	1628.7	1654.7	1646.7	1540.7	1528.0	1511.3	1458.0
42.5°	1513.3	1526.0	1608.0	1732.0	1848.0	1940.0	1990.7	1907.3	1898.0	1858.0	1794.0
45°	1548.0	1558.0	1656.7	1832.7	2008.0	2164.7	2303.3	2274.0	2271.3	2237.3	2153.3
47.5°	1541.3	1550.0	1652.7	1864.7	2094.7	2307.3	2522.0	2575.3	2578.0	2569.3	2518.0
50°	1442.7	1463.3	1565.3	1794.0	2046.7	2362.7	2663.3	2802.7	2806.7	2814.7	2794.7
52.5°	1354.7	1370.7	1462.0	1666.7	1909.3	2308.0	2748.0	2969.3	3003.3	3022.7	3060.0
55°	1318.7	1328.0	1398.0	1572.0	1796.0	2162.0	2776.7	3090.0	3150.7	3187.3	3272.7
57.5°	1312.0	1319.3	1373.3	1506.0	1720.7	2011.3	2767.3	3252.0	3348.0	3417.3	3582.7
60°	1356.7	1363.3	1401.3	1512.7	1668.7	1901.3	2682.0	3465.3	3600.0	3786.7	4053.3
62.5°	1390.0	1393.3	1440.0	1596.0	1726.0	1794.0	2464.7	3614.7	3854.0	4091.3	4488.0
64°	1341.3	1334.7	1380.7	1552.7	1814.7	1748.0	2263.3	3607.3	3888.0	4151.3	4580.7
65°	1270.0	1274.7	1316.0	1468.0	1799.3	1746.0	2131.3	3527.3	3818.7	4098.0	4537.3
67.5°	986.7	1004.7	1016.0	1155.3	1474.0	1802.7	1784.7	3018.0	3310.7	3577.3	4096.7
70°	530.7	528.7	554.0	664.0	1025.3	1530.0	1531.3	2127.3	2451.3	2782.7	3299.3
72.5°	195.3	205.3	225.3	303.3	532.7	1104.0	1403.3	1475.3	1620.0	1883.3	2437.3
75°	112.0	113.3	117.3	142.7	256.7	609.3	1304.0	1305.3	1316.0	1359.3	1660.7
77.5°	87.3	84.7	86.7	92.7	140.0	320.7	1046.0	1240.0	1238.7	1232.0	1276.0
80°	65.3	68.0	72.0	72.0	86.7	172.0	594.7	1103.3	1140.7	1168.7	1184.7
82.5°	52.7	54.7	64.7	64.7	63.3	97.3	280.7	817.3	934.7	1010.7	1128.7
85°	34.0	36.0	54.7	54.0	51.3	57.3	146.7	274.0	295.3	360.0	512.0
87.5°	9.3	11.3	25.3	22.0	26.7	21.3	54.7	83.3	102.7	116.0	146.0
90°	0.0	0.0	0.0	0.0	0.0	0.0	0.0	0.0	0.0	0.0	0.0



REPORT NUMBER: P140910

CATALOG NUMBER: ECM-E02-LED-E1-SL2

CANDELA DISTRIBUTION (continued):

	65°	66°	67°	68°	69°	70°	71°	72°	73°	74°	75°
0°	602.0	602.0	602.0	602.0	602.0	602.0	602.0	602.0	602.0	602.0	602.0
2.5°	604.7	604.7	604.7	605.3	605.3	605.3	605.3	605.3	606.0	604.7	604.7
5°	616.7	616.0	616.7	616.7	618.7	618.0	618.7	618.7	618.0	619.3	619.3
7.5°	636.0	634.7	636.0	636.7	637.3	640.0	640.0	641.3	642.0	642.7	641.3
10°	659.3	661.3	662.0	662.0	665.3	666.7	666.7	668.7	670.7	672.0	671.3
12.5°	688.0	689.3	690.0	694.0	694.7	696.7	700.0	702.0	702.0	705.3	707.3
15°	720.0	721.3	725.3	726.7	729.3	732.7	734.7	736.7	736.7	742.7	744.7
17.5°	747.3	750.0	752.7	754.7	759.3	762.7	766.0	768.0	771.3	774.0	778.7
20°	770.7	774.0	777.3	781.3	784.7	788.0	792.0	794.7	798.7	802.7	807.3
22.5°	793.3	797.3	801.3	804.7	809.3	812.7	816.0	820.7	823.3	827.3	832.7
25°	818.0	824.7	828.7	833.3	838.0	842.7	846.7	850.7	854.7	860.0	865.3
27.5°	857.3	860.7	866.0	868.7	876.7	882.0	887.3	888.0	893.3	903.3	904.7
30°	908.7	914.7	918.0	927.3	928.7	930.7	939.3	945.3	952.0	960.0	963.3
32.5°	986.0	991.3	996.0	998.7	1006.0	1018.0	1019.3	1024.7	1036.0	1038.0	1050.0
35°	1099.3	1100.7	1108.0	1112.0	1121.3	1128.0	1131.3	1136.0	1142.0	1156.0	1159.3
37.5°	1235.3	1246.7	1237.3	1228.0	1244.7	1242.7	1246.7	1241.3	1257.3	1258.0	1264.0
40°	1446.7	1442.0	1422.0	1400.7	1390.7	1384.7	1372.7	1370.0	1378.7	1374.7	1376.7
42.5°	1758.0	1714.0	1680.0	1654.7	1623.3	1589.3	1570.0	1540.7	1540.7	1532.0	1540.0
45°	2124.0	2074.7	2011.3	1951.3	1912.7	1868.0	1822.0	1791.3	1760.0	1736.7	1757.3
47.5°	2484.7	2451.3	2380.7	2325.3	2248.0	2181.3	2108.7	2045.3	2008.0	1980.7	1984.7
50°	2798.0	2767.3	2730.7	2656.0	2597.3	2529.3	2452.7	2369.3	2288.7	2256.0	2228.0
52.5°	3062.0	3051.3	3020.0	2985.3	2937.3	2864.7	2816.0	2736.7	2641.3	2572.7	2543.3
55°	3295.3	3314.0	3330.7	3323.3	3306.0	3296.7	3236.7	3182.7	3118.0	3098.0	3037.3
57.5°	3662.7	3716.7	3780.7	3816.0	3850.7	3930.0	3949.3	3928.7	3936.7	3931.3	3899.3
60°	4182.7	4313.3	4425.3	4514.7	4610.0	4702.7	4812.0	4884.0	4914.0	5030.0	5028.0
62.5°	4628.7	4802.7	4946.0	5053.3	5164.7	5248.7	5319.3	5391.3	5479.3	5563.3	5669.3
64°	4750.0	4886.7	5003.3	5099.3	5179.3	5248.0	5302.0	5368.0	5440.7	5549.3	5666.7
65°	4687.3	4841.3	4926.0	5012.7	5084.7	5138.0	5193.3	5253.3	5345.3	5431.3	5556.7
67.5°	4261.3	4378.0	4500.7	4581.3	4650.7	4682.0	4734.0	4784.0	4835.3	4922.0	5078.7
70°	3593.3	3724.0	3900.7	3976.7	4048.7	4060.0	4108.7	4146.0	4180.0	4295.3	4372.7
72.5°	2696.0	2949.3	3122.7	3256.0	3270.7	3327.3	3347.3	3362.7	3401.3	3422.7	3446.0
75°	1858.0	2086.0	2233.3	2284.0	2346.0	2316.0	2281.3	2159.3	2160.0	2056.7	1939.3
77.5°	1307.3	1342.7	1344.0	1344.7	1262.7	1214.7	1160.0	1090.0	1062.7	1008.0	933.3
80°	1185.3	1181.3	1156.7	1126.7	1082.0	1018.0	952.0	906.0	870.0	829.3	776.0
82.5°	1144.0	1153.3	1135.3	1110.0	1084.0	1020.7	944.7	872.7	813.3	748.7	683.3
85°	557.3	573.3	625.3	659.3	667.3	628.0	574.0	508.7	446.0	375.3	342.7
87.5°	167.3	179.3	183.3	194.7	208.7	190.0	167.3	150.0	120.7	104.7	82.0
90°	0.0	0.0	0.0	0.0	0.0	0.0	0.0	0.0	0.0	0.0	0.0



REPORT NUMBER: P140910

CATALOG NUMBER: ECM-E02-LED-E1-SL2

CANDELA DISTRIBUTION (continued):

	76°	77°	78°	79°	80°	81°	82°	83°	84°	85°	86°
0°	602.0	602.0	602.0	602.0	602.0	602.0	602.0	602.0	602.0	602.0	602.0
2.5°	604.7	605.3	605.3	604.7	605.3	605.3	606.0	605.3	605.3	605.3	604.7
5°	618.0	620.7	620.0	620.0	621.3	621.3	620.7	622.0	621.3	621.3	620.7
7.5°	643.3	643.3	645.3	646.0	644.7	644.7	646.0	646.7	648.0	648.7	648.7
10°	672.7	676.0	676.0	676.7	677.3	679.3	680.0	680.0	681.3	681.3	682.7
12.5°	708.7	710.0	711.3	714.7	715.3	715.3	718.7	718.0	718.0	721.3	722.0
15°	747.3	749.3	752.7	754.0	755.3	758.7	760.7	762.7	762.0	766.7	768.0
17.5°	781.3	783.3	787.3	790.7	792.7	794.7	796.0	798.7	802.7	806.0	806.7
20°	808.7	811.3	816.0	820.0	823.3	825.3	830.7	833.3	834.7	837.3	840.7
22.5°	835.3	840.0	844.7	846.0	853.3	855.3	859.3	863.3	866.0	872.0	874.0
25°	868.7	872.7	878.7	882.7	887.3	891.3	895.3	898.7	904.7	910.0	912.7
27.5°	912.7	916.0	920.7	928.0	932.0	934.7	942.0	948.7	951.3	956.7	961.3
30°	970.7	974.0	980.7	988.0	991.3	1000.0	1005.3	1010.0	1015.3	1022.7	1029.3
32.5°	1055.3	1059.3	1065.3	1074.7	1074.7	1080.7	1092.0	1102.0	1106.0	1114.7	1119.3
35°	1166.7	1167.3	1174.0	1188.0	1192.0	1190.7	1201.3	1210.7	1213.3	1226.7	1235.3
37.5°	1274.7	1276.7	1284.7	1290.0	1297.3	1302.7	1310.0	1324.0	1324.0	1343.3	1351.3
40°	1386.7	1396.7	1398.0	1399.3	1411.3	1432.7	1440.0	1454.0	1466.7	1485.3	1494.0
42.5°	1549.3	1560.0	1572.7	1587.3	1605.3	1617.3	1631.3	1651.3	1656.7	1680.0	1686.0
45°	1772.0	1784.7	1818.7	1822.0	1854.0	1870.0	1893.3	1920.0	1926.7	1942.0	1934.0
47.5°	1994.0	2008.7	2046.0	2084.7	2114.0	2142.0	2148.7	2160.0	2170.0	2160.7	2163.3
50°	2240.0	2261.3	2296.7	2330.7	2352.7	2384.7	2384.7	2387.3	2378.0	2362.7	2338.0
52.5°	2528.0	2531.3	2554.0	2580.7	2600.7	2607.3	2607.3	2592.0	2569.3	2544.7	2496.7
55°	3008.7	2972.0	2978.7	2978.7	2964.0	2952.0	2942.7	2905.3	2860.7	2816.0	2772.0
57.5°	3874.7	3909.3	3806.0	3778.0	3779.3	3688.0	3650.7	3586.7	3538.7	3458.7	3391.3
60°	5110.0	5086.0	5052.0	5020.0	5022.7	4902.0	4817.3	4722.0	4638.7	4462.7	4388.0
62.5°	5764.0	5849.3	5898.0	5873.3	5816.7	5741.3	5602.7	5458.0	5311.3	5162.0	5028.0
64°	5788.0	5900.7	5996.7	6036.7	6010.0	5914.7	5773.3	5593.3	5418.7	5242.7	5080.7
65°	5672.0	5814.7	5938.7	5994.7	5996.0	5912.0	5770.7	5589.3	5402.7	5198.7	5030.0
67.5°	5190.7	5354.7	5476.7	5570.7	5651.3	5608.7	5510.7	5318.0	5141.3	4910.0	4725.3
70°	4468.7	4570.0	4707.3	4844.7	4909.3	4919.3	4882.7	4785.3	4578.7	4390.7	4152.7
72.5°	3444.0	3601.3	3520.7	3605.3	3659.3	3606.7	3613.3	3447.3	3380.7	3215.3	3048.0
75°	1824.0	1829.3	1794.7	1542.7	1511.3	1396.0	1524.0	1295.3	1217.3	1145.3	1052.7
77.5°	846.0	736.7	634.7	530.0	433.3	379.3	296.0	260.7	234.7	206.7	212.7
80°	707.3	623.3	534.0	442.7	372.0	300.7	241.3	187.3	150.0	126.0	114.7
82.5°	626.0	552.0	490.0	434.0	383.3	313.3	257.3	198.7	152.7	115.3	89.3
85°	282.7	221.3	201.3	158.7	134.7	114.7	91.3	75.3	62.0	52.7	41.3
87.5°	66.0	45.3	38.7	36.7	32.0	30.0	25.3	26.7	22.0	17.3	18.0
90°	0.0	0.0	0.0	0.0	0.0	0.0	0.0	0.0	0.0	0.0	0.0



REPORT NUMBER: P140910

CATALOG NUMBER: ECM-E02-LED-E1-SL2

CANDELA DISTRIBUTION (continued):

	87°	88°	89°	90°	95°	105°	115°	125°	135°	145°	155°
0°	602.0	602.0	602.0	602.0	602.0	602.0	602.0	602.0	602.0	602.0	602.0
2.5°	604.7	604.7	605.3	605.3	606.0	607.3	609.3	607.3	607.3	607.3	608.0
5°	622.0	622.7	622.0	622.0	623.3	625.3	626.0	622.0	620.0	618.0	615.3
7.5°	647.3	650.0	649.3	649.3	650.7	650.7	649.3	643.3	637.3	628.0	620.0
10°	682.7	684.0	684.0	684.0	686.0	687.3	681.3	668.0	652.0	635.3	620.7
12.5°	724.7	724.0	726.0	728.0	726.7	726.7	715.3	694.7	668.7	641.3	616.0
15°	768.7	769.3	769.3	772.7	773.3	770.7	752.7	720.7	680.7	639.3	598.7
17.5°	810.0	811.3	812.0	814.7	818.0	810.7	784.7	741.3	682.7	620.7	566.0
20°	844.7	846.7	848.7	850.7	854.0	848.7	814.0	751.3	672.0	590.7	528.0
22.5°	876.0	879.3	880.7	884.0	889.3	882.7	840.7	751.3	648.0	558.0	485.3
25°	914.0	918.0	924.7	926.0	935.3	928.0	862.0	746.0	620.7	516.7	439.3
27.5°	964.0	968.0	974.0	977.3	988.7	978.7	878.0	732.0	586.7	472.0	394.7
30°	1030.0	1034.0	1041.3	1044.7	1065.3	1032.0	888.7	710.7	547.3	420.0	343.3
32.5°	1122.0	1132.7	1132.0	1140.7	1159.3	1091.3	893.3	680.7	498.0	367.3	295.3
35°	1242.7	1250.0	1256.7	1268.7	1277.3	1154.7	890.0	641.3	436.7	312.7	253.3
37.5°	1358.7	1371.3	1376.0	1384.0	1382.0	1197.3	876.7	580.0	370.0	264.0	224.7
40°	1503.3	1510.7	1525.3	1532.7	1497.3	1238.0	845.3	498.0	303.3	232.0	206.0
42.5°	1696.0	1705.3	1698.0	1696.0	1628.0	1260.7	785.3	416.0	254.0	208.7	190.7
45°	1930.0	1934.0	1912.0	1897.3	1778.7	1258.7	698.0	338.7	220.0	191.3	177.3
47.5°	2141.3	2133.3	2104.7	2082.7	1909.3	1212.0	588.7	279.3	202.0	177.3	166.7
50°	2316.0	2280.7	2250.0	2222.0	2014.0	1140.7	484.0	235.3	184.7	166.0	156.0
52.5°	2474.0	2426.0	2390.0	2342.7	2109.3	1046.7	400.7	205.3	167.3	154.7	144.7
55°	2708.0	2652.0	2606.0	2559.3	2278.0	973.3	346.7	182.7	150.0	142.7	133.3
57.5°	3379.3	3229.3	3188.7	3146.7	2730.0	957.3	315.3	164.7	136.7	131.3	125.3
60°	4297.3	4200.0	4134.7	4032.0	3480.7	1008.7	292.0	151.3	127.3	124.0	118.7
62.5°	4896.0	4778.7	4670.7	4566.0	3921.3	1007.3	263.3	142.7	122.0	121.3	113.3
64°	4934.0	4802.7	4682.0	4569.3	3935.3	941.3	237.3	136.7	122.0	122.0	110.0
65°	4871.3	4739.3	4614.7	4497.3	3855.3	890.7	220.0	134.0	124.0	123.3	108.0
67.5°	4552.0	4419.3	4279.3	4153.3	3516.7	698.0	174.0	129.3	134.7	130.0	106.0
70°	3987.3	3836.7	3731.3	3640.7	3018.7	487.3	138.0	132.0	147.3	138.0	111.3
72.5°	2890.0	2767.3	2766.0	2663.3	2285.3	309.3	111.3	131.3	146.7	136.7	115.3
75°	1122.7	962.7	957.3	993.3	972.0	167.3	96.0	116.0	120.0	114.0	102.0
77.5°	192.0	188.7	186.7	196.7	216.7	92.7	88.0	98.7	89.3	80.7	84.7
80°	106.7	102.0	100.7	100.7	94.7	76.0	78.0	78.7	64.7	60.0	70.0
82.5°	74.0	68.7	66.0	64.0	62.0	68.0	69.3	62.0	46.7	46.0	65.3
85°	36.0	34.0	33.3	33.3	38.0	64.0	57.3	48.0	31.3	31.3	70.7
87.5°	15.3	15.3	13.3	13.3	20.7	40.7	26.0	20.0	12.7	14.7	28.7
90°	0.0	0.0	0.0	0.0	0.0	0.0	0.0	0.0	0.0	0.0	0.0



REPORT NUMBER: P140910

CATALOG NUMBER: ECM-E02-LED-E1-SL2

CANDELA DISTRIBUTION (continued):

	165°	175°	180°
0°	602.0	602.0	602.0
2.5°	607.3	608.7	608.0
5°	612.0	612.0	610.7
7.5°	611.3	608.7	607.3
10°	607.3	600.0	599.3
12.5°	596.7	584.7	581.3
15°	566.0	550.0	546.0
17.5°	527.3	508.7	503.3
20°	483.3	462.0	454.7
22.5°	440.7	416.0	408.7
25°	394.0	369.3	365.3
27.5°	342.7	319.3	313.3
30°	295.3	275.3	270.7
32.5°	252.7	238.7	238.7
35°	224.7	212.7	212.7
37.5°	202.7	197.3	196.7
40°	188.0	183.3	182.7
42.5°	176.7	171.3	170.7
45°	164.7	159.3	159.3
47.5°	153.3	147.3	148.0
50°	142.0	137.3	137.3
52.5°	132.7	128.0	127.3
55°	124.0	119.3	118.7
57.5°	116.0	110.7	110.0
60°	108.0	102.7	101.3
62.5°	101.3	95.3	94.0
64°	97.3	91.3	90.0
65°	95.3	88.7	88.0
67.5°	93.3	84.7	84.0
70°	100.7	83.3	80.0
72.5°	101.3	81.3	77.3
75°	96.0	77.3	74.0
77.5°	84.7	70.7	66.7
80°	81.3	55.3	48.7
82.5°	74.7	45.3	38.0
85°	61.3	29.3	27.3
87.5°	35.3	19.3	14.0
90°	0.0	0.0	0.0

(END OF REPORT)